




# 2026 - 2027 TEACHER SALARY SCHEDULE Rio Grande Valley Region

Years of Experience	Salary
0	\$57,500
1	\$57,600
2	\$57,700
3	\$59,300
4	\$59,400
5	\$62,000
6	\$62,600
7	\$63,200
8	\$63,800
9	\$64,400
10	\$65,000
11	\$65,600
12	\$66,000
13	\$66,400
14	\$66,800
15	\$67,200
16	\$67,600
17	\$68,250
18	\$68,900
19	\$69,500

Years of Experience	Salary
20	\$70,300
21	\$71,000
22	\$71,600
23	\$72,600
24	\$73,600
25	\$74,600
26	\$75,300
27	\$76,450
28	\$77,600
29	\$78,250
30	\$79,100
31	\$80,100
32	\$81,100
33	\$82,100
34	\$83,100
35	\$84,600
36	\$85,000
37	\$85,500
38	\$86,000
39	\$86,500
40	\$87,000

Common additional compensation but not limited to the following:




## TEACHER CAREER PATHWAY

Pay Potential

**Level 3**  
IDEA Teacher  
**\$500 - \$1.5K**


**Level 4**  
IDEA Teacher  
**\$1k- \$3K**

**Level 5**  
IDEA Teacher  
**\$3.3k- \$10K \***



**TEACHER INCENTIVE ALLOTMENT**

**APPLICATION APPROVED**  
APPROVED TIA DESIGNATION SYSTEM



**Additional Performance and Stipend Pay**  
opportunities based on annual board-approved plan.\*\*

Salaries are subject to change upon notice.

\*Based on teacher placement on TCP, highest amount earned based on master teacher designation for three consecutive years.

\*\*Performance Pay paid the following school year based on nominal duties that lead to previous year results

5/1/2026