




# 2024 - 2025 TEACHER SALARY SCHEDULE Houston Region

Years of Experience	Salary
0	\$62,500
1	\$62,800
2	\$63,100
3	\$63,400
4	\$63,700
5	\$64,000
6	\$64,600
7	\$65,200
8	\$65,800
9	\$66,400
10	\$67,000
11	\$67,500
12	\$68,000
13	\$68,500
14	\$68,750
15	\$69,000
16	\$69,600
17	\$70,200
18	\$70,800
19	\$71,400

Years of Experience	Salary
20	\$72,000
21	\$72,600
22	\$73,200
23	\$73,800
24	\$74,400
25	\$75,000
26	\$75,600
27	\$76,200
28	\$76,800
29	\$77,400
30	\$78,000
31	\$78,600
32	\$79,200
33	\$79,800
34	\$80,400
35	\$81,000
36	\$81,500
37	\$82,000
38	\$82,500
39	\$83,000
40	\$83,500

Common additional compensation but not limited to the following:




## TEACHER CAREER PATHWAY

Pay Potential

**Level 3**  
IDEA Teacher  
**\$500 - \$1.5K**


**Level 4**  
IDEA Teacher  
**\$1k - \$3K**

**Level 5**  
IDEA Teacher  
**\$3.3k - \$10K \***



### APPLICATION APPROVED

APPROVED TIA DESIGNATION SYSTEM



### Additional Performance and Stipend Pay

opportunities based on annual board-approved plan.\*\*

Salaries are subject to change upon notice.

\*Based on teacher placement on TCP, highest amount earned based on master teacher designation for three consecutive years.

\*\*Performance Pay paid the following school year based on nominal duties that lead to previous year results

2/7/2024