




# 2024 - 2025 TEACHER SALARY SCHEDULE Austin Region

Years of Experience	Salary
0	\$58,500
1	\$58,800
2	\$59,100
3	\$59,400
4	\$59,700
5	\$60,000
6	\$60,820
7	\$61,170
8	\$61,520
9	\$61,870
10	\$62,220
11	\$62,570
12	\$62,920
13	\$63,270
14	\$63,620
15	\$63,970
16	\$64,320
17	\$64,670
18	\$65,100
19	\$65,600

Years of Experience	Salary
20	\$66,600
21	\$67,100
22	\$67,600
23	\$68,100
24	\$68,600
25	\$69,100
26	\$69,600
27	\$70,100
28	\$70,600
29	\$71,100
30	\$71,600
31	\$72,100
32	\$72,600
33	\$73,100
34	\$73,600
35	\$74,100
36	\$74,500
37	\$75,000
38	\$75,500
39	\$76,000
40	\$76,500

Common additional compensation but not limited to the following:




## TEACHER CAREER PATHWAY

Pay Potential

**Level 3**  
IDEA Teacher  
**\$500 - \$1.5K**


**Level 4**  
IDEA Teacher  
**\$1k- \$3K**

**Level 5**  
IDEA Teacher  
**\$3.3k- \$10K \***



### APPLICATION APPROVED

APPROVED TIA DESIGNATION SYSTEM



### Additional Performance and Stipend Pay

opportunities based on annual board-approved plan.\*\*

Salaries are subject to change upon notice.

\*Based on teacher placement on TCP, highest amount earned based on master teacher designation for three consecutive years.

\*\*Performance Pay paid the following school year based on nominal duties that lead to previous year results