

AR Zone Goals & AR Testing Steps

Students' AR Goals

(Students must pass the AR book reading practice quiz in order for the words to be added to their AR account.)



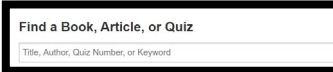




- 1st Grade: 15,000 words
- 2nd Grade: 50,000 words
- 3rd Grade: 125,000 words
- 4th Grade: 225,000 words
- 5th Grade: 325,000 words
- 6th & 7th Grade: 425,000 words








- 1st – 5th: 1,000,000 words
- 6th & 7th: 2,000,000 words

Steps to take an AR quiz

- In Clever, click on the *Renaissance* icon  and click on the Accelerated Reader icon. 
- Type in the title of the book your child read or the quiz # and click the *Search* button. 
- Find the correct book on the screen and click the *Take Quiz* button. 
- Once the quiz has been finished, click on the *Progress* button to see how many words he/she has read so far this school year. 

Steps to read a digital book in myON

- In Clever, click on *Renaissance*,  myON  and then *Library*. 
- To look for a book to read, click on your choice of one of these four boxes. 
- Once your child finds a book he/she wants to read, hover over the picture of the book and click on the green *Read* button. 
- When the book opens up, use the arrows on the left and right side to turn the pages.
- When your child has finished reading the entire book carefully, take the AR quiz.